



















## Plymouth Township Police

### Safe trick-or-treating

-  Make sure young children are accompanied by an adult or responsible teenager when they go door-to-door.
-  If you can't accompany your children, instruct them to trick-or-treat in their own neighborhood and in well-lighted streets.
-  If children are going to be out after dark, make sure they carry a flashlight.
-  Teach your children to use the sidewalks if they can. If there are no sidewalks, walk on the left side of the street facing cars.
-  Know which friends your children will be with and which route they are taking.
-  Leave your porch light on so children will know it's OK to visit your home.
-  Instruct children never to eat anything until they are home and the treats have been carefully examined. Cut and wash fruit before eating. Throw away anything unwrapped. Check the wrappers of commercial treats for evidence of tampering. Call the police if there are any suspicious treats.

#### Costume safety

-  Look for the label Flame Resistant.
-  Avoid costumes with big, baggy sleeves or billowing skirts.
-  Choose costumes that are light and bright enough to be visible to motorists.
-  Costumes should be short enough to prevent children from tripping.
-  Children should wear well-fitting, sturdy shoes. High heels are not a good idea.
-  Hats and scarves should be tied securely to prevent them from slipping over children's eyes.
-  A natural mask of cosmetics is better than a loose-fitting mask that might restrict breathing or obscure vision.
-  Sword, knives, and similar costume accessories should be of soft and flexible material.
-  Decorate costumes and treat bags with reflective tape.